

## AABB Monthly Platelet & Group O Survey

Welcome to the report of the AABB Monthly Platelet and Group O survey. If you wish to explore the survey further, please [see instructions](#) for the interactive tool. Thank you to all those who responded to this survey. We hope that, over time, this survey will be an important source of data for AABB members and the larger transfusion medicine community. We are now moving forward with quarterly survey invitations to only AABB-accredited hospitals to provide monthly data. AABB encourages members to regularly fill out the survey, which should take no more than 15 minutes to complete. The more data we collect, the more accurate the results will be. This report includes data from June 2021 through March 2024 that you can explore using the data filters. Below we present an overview of Q1 2024 data.

### Major conclusions (Q1 2024):

#### Red Blood Cell and Group O RBC (page 3)

- The average RBC, Group O+ve RBC and Group O-ve RBC transfusion volumes for the participating hospitals dipped in February, but increased back to January levels in March.
- The average RBC units wasted by participating hospitals showed a trend similar to the utilization.
- Stratified data based on hospital size will be provided separately in the benchmark reports distributed to participating hospitals.

#### Platelets (page 4)

- The average platelet transfusion volumes for the participating hospitals showed comparable utilization levels in January and March with a drop in February.
- Average platelet wastage rate was comparable in January and February, but showed an uptick in March. Wastage rates also differ based on expiration date of platelets (e.g., short dated when received), hospital characteristics, ability to return units, canceled procedures and inventory management systems.

#### Hospitals Receiving Low Yield Platelets

- In Q1 2024, the proportion of hospitals receiving low-yield platelets was stable and within the range of 15.6%-17.6%. The proportion of hospitals receiving low-yield platelets was highest in March.

Please complete the permission request form to use data from this report: [Click here](#)

## AABB Monthly Platelet & Group O Survey

### Survey Participation

#### Methods:

- The survey is sent to more than 800 AABB-accredited hospitals.
- Basic utilization information on RBC, platelet and Group O RBC numbers are [collected](#).
- For hospitals, platelet wastage due to outdate and other reasons is aggregated.
- Platelet wastage rate is calculated as  $\text{platelet wastage rate} = \frac{\text{total platelets wasted}}{\text{total platelets wasted} + \text{total platelet transfused}}$  [1].
- High platelet wastage rate considered as outliers (1.5 inter quartile range above Q3) are removed for this survey report.

#### Limitations:

- The survey report is a visual snapshot of survey respondents and doesn't provide national estimates.
- No data imputation or weighting procedures are applied. However, AABB does accept retrospective data and will update results as new information is received.
- Response rates vary between each survey.
- The survey collects wastage data for RBC and platelet units. Blood inventory management and shortage mitigation varies based on region and facility capabilities. Variation is also reported between rural and urban regions. Regional and inter-institution variation is not currently captured in this survey.

#### Current Data:

- Last updated: 7/17/2024. A **new field (Year)** has been added to filter 2021, 2022, 2023 and 2024 data. Please use this field to view desired year/month data. Press and hold the Ctrl key for multiple selections. Members interested in providing data for past months can contact AABB via [srajbhandary@aabb.org](mailto:srajbhandary@aabb.org).

#### Reference:

1. Fredrich, N., Gammon, R., Richards, C. A., & Tauer, R. (2019). *PBM Metrics*. Blood Wastage—Metrics Can Precede Intervention. AABB Press.

Month	Responses
January	193
February	192
March	192

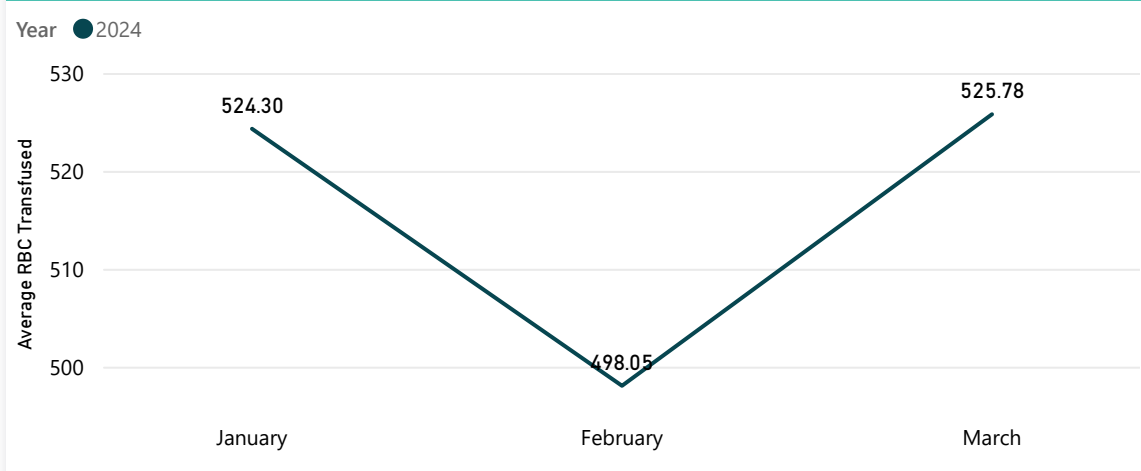
Please complete the permission request form to use data from this report: [Click here](#)

# AABB Monthly Platelet & Group O Survey

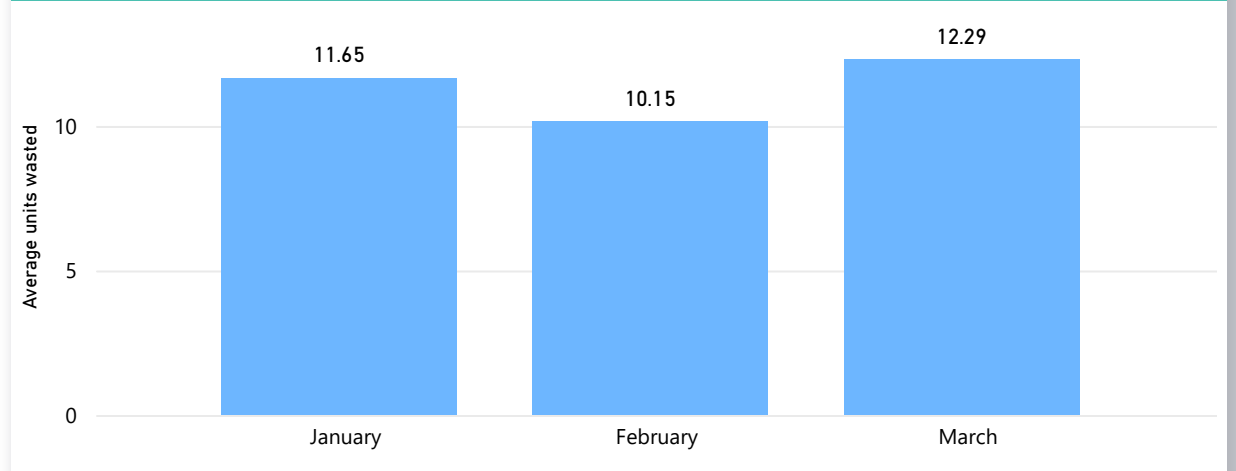
## TRANSFUSION

### Red Blood Cell (RBC) & Group O RBC

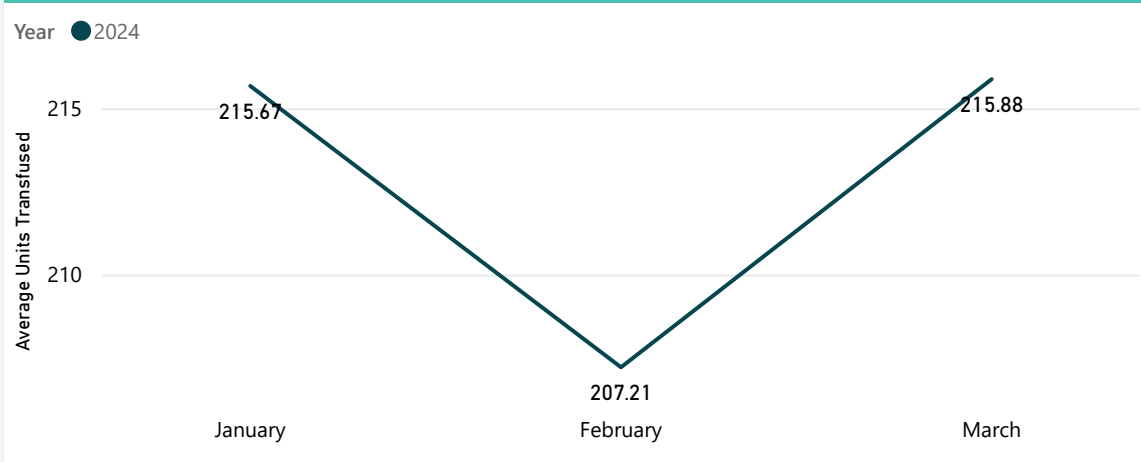
#### Average RBC Transfusion



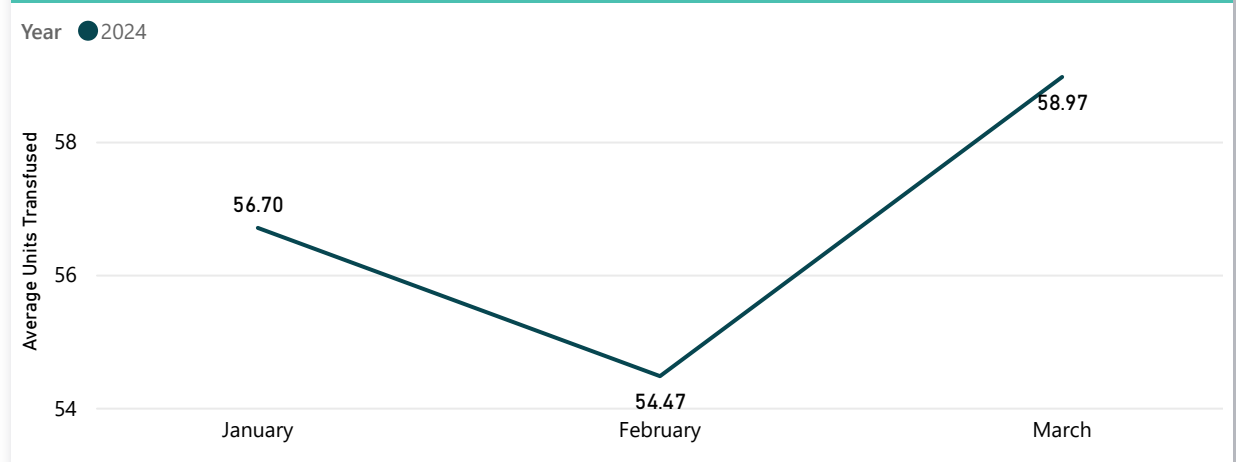
#### Average RBC Units Wasted



#### Average Group O+ve RBC Transfusion



#### Average Group O-ve RBC Transfusion



# AABB Monthly Platelet & Group O Survey

## TRANSFUSION

### Platelets

